

Summary

Topic Description

Results

Comparison

Academic comparison

Academic p

Ú

District Climate

Your average

94%

53 responses

District average: 89% Washington Elementary School District

How did people respond? _____

Parent engagement

Your average

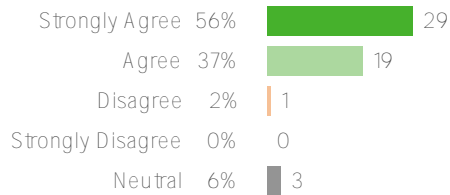
98%

53 responses

District average: 97% Washington Elementary School District

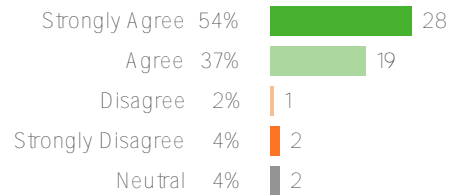
How did people respond?

Q.1: I am kept informed about my child's grades and academic progress.



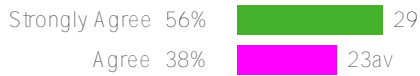
Favorable: 98%

Q.2: I am kept informed about activities like after school programs, parent workshops and other events.



Favorable: 94%

Q.3: My child's teachers are available to discuss my child's learning needs with me.



Favorable: 100%

Safety and behavior

Your average

91%

53 responses

District average: 85% Washington Elementary School District

How did people respond?

School Fit

Your average

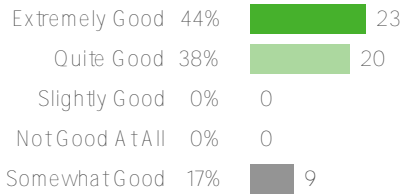
100%

53 responses

District average: 96% Washington Elementary School District

How did people respond?

Q.1: Given your child's cultural background, how good a fit is his/her school?



Favorable: 100%

Social Awareness

Your average

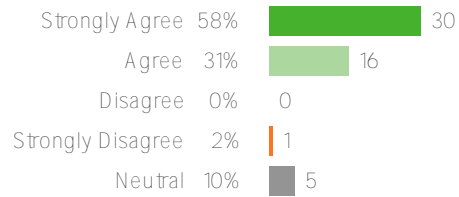
98%

53 responses

District average: 96% Washington Elementary School District

How did people respond?

Q.1: Adults in this school are good examples of how we should treat each other (like respect, responsibility, and fairness).



Favorable: 98%

Stud

Supportive Relationships

Your average

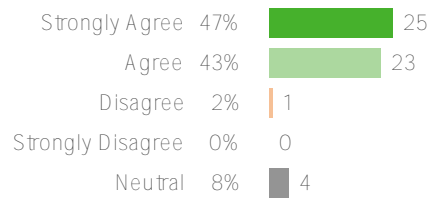
98%

53 responses

District average: **96%** Washington Elementary School District

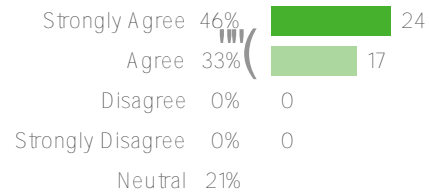
How did people respond?

Q.1: The school staff are available to talk to me.



Favorable: **98%**

Q.2: The principal or assistant principal is courteous and listens to my concerns.



Favorable: **100%**

Background Questions

How did people respond? _____

Q.1: What is your child's race or ethnicity?

